

park & ride IPSWICH

taking you
straight into Ipswich
in style

pay with
contactless



your **simple** guide
to **times**, **routes**
& **tickets**
from two
convenient
car parks

from 1st September 2019



welcome to

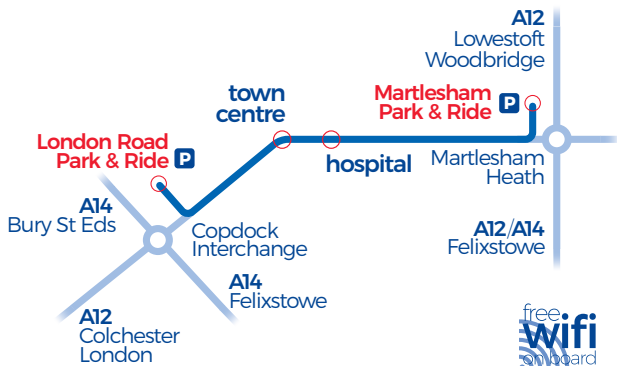
No matter why you're heading into town, parking has never been easier than with **park & ride**.

Simply choose your most convenient car park, catch the frequent, fast, direct bus service and decide which town centre stop is best for you.

Our modern buses are fitted with comfy real leather seats with head rests and plenty of room for legs and bags. They've got space for buggies and a wheelchair and you can even stay connected with free wifi on board.



So whether you're going to work, enjoying a day at the shops, having lunch with friends or exploring an event at Christchurch Park or The Waterfront, **park & ride** is the best way straight into Ipswich, in style.




simple park & ride fares...

Pay the driver of the bus with your contactless card or cash or pay less with an mticket on your smartphone

| | all day | | after 12 & Saturdays | |
|---------------------------------------|---------------------------------------|----------------|----------------------|------------------|
| | pay on the bus | pay on mTicket | pay on the bus | pay on mTicket |
| Adult | £3 ²⁰ | £3 | £2 ⁵⁰ | £2 ³⁰ |
| Young Person 5-19 | £2 ²⁰ | £2 | £1 ⁷⁰ | £1 ⁵⁰ |
| High5 Group up to 5 - max 2 adults | £5 ⁵⁰ | £5 | £4 ⁵⁰ | £4 |
| Concession Passes | £1 ⁷⁰ all day special fare | | | |

You can buy these great value park & ride tickets when you start your journey at either car park. At any other stops, our normal Ipswich Zone fares will apply. You'll find more details on our website.

| ipswich zone | pay on the bus | pay on mTicket | for travel on all our buses in the whole Ipswich area - check our website to see how far you can go. |
|---------------------------------------|-------------------|-------------------|--|
| Adult | £5 | £4. ⁸⁰ |  |
| Young Person 5-19 | £3. ⁸⁰ | £3. ⁶⁰ | |
| High5 Group up to 5 - max 2 adults | £8. ⁵⁰ | £8 | |

go cashless...

Buy your ticket with our mTickets app or pay with **contactless** on the bus



regular traveller?

We've got a great range of longer term tickets available for a week, ten days, a month or more - there's full details on the back pages.

overloaded?

All our tickets are valid for unlimited travel on park & ride buses all day so you can pop back to your car whenever you want.



staying out later?

Once the main bus service has finished, we run late buses every hour back to both car parks - ideal for a meal out or to see a show - there's full details on the timetable pages.



buses from London Road Park & Ride towards the town centre

| | | |
|--------------------------------------|---------|---|
| Public Sector Campus West End Rd | 8 mins | approx. off-peak journey times |
| Willis Building Friars St | 11 mins | |
| Revolution/Buttermarket Dogs Head St | 13 mins | |
| Ipswich Hospital | 24 mins | |

Monday - Friday

0700 | 1718
0720 | 1735
0735 | 1750
0750 | 1805
0805 | 1820
0820 | 1835
0835 | 1850
0855
0915
0930
0945

then
00
15
30
45
past
each
hour
until

1615
1630
1645
1658

Saturday

0720
0740
0800
0820
0840
0900
0915
0930
0945

then
00
15
30
45
past
each
hour
until

1800
1815
1830
1845


free
wifi
on board

park&go

...when you buy your ticket on your
mobile with our FREE mTicket app

or pay with **contactless** 

No more fumbling for change or
dashing to the cash machine.
Simply tap and go!



returning from the town centre Major's Corner Ipswich Regent

| | | |
|-------------------------|---------|--|
| London Road Park & Ride | 17 mins | approx. off-peak journey time |
|-------------------------|---------|--|

Monday - Friday

0720
0735
0750
0807
0827
0847
0905
0920
0935
0950

then
05
20
35
50
past
each
hour
until

1750
1805
1825
1840
1900

Saturday

0740
0800
0820
0840
0900
0920
0935
0950

then
05
20
35
50
past
each
hour
until

1805
1820
1840
1900

buses also leave from

Ipswich Hospital
Tower Ramparts Bus Stn Stand EE
Museum Street
Fire Station Princes Street

about **9** mins earlier
about **2** mins later
about **4** mins later
about **8** mins later

Photos courtesy of: ©Ipswich Vision, ©Martin Pettitt (Flickr), ©Martin Cooper (Flickr),
©Nick Rowland (Flickr), ©D3Images/FreePik, ©Chevanon/FreePik, ©mrsirapho/FreePik

getting into Ipswich is easy with park & ride

1 choose your car park



2 jump on the bus and buy your ticket from the driver



3 straight to your bus stop

- buses from Martlesham P&R and towards London Road P&R
- buses from London Road P&R and towards Martlesham P&R

800 fast & direct between London Road P&R Ipswich town centre Ipswich Hospital Martlesham P&R up to every **15** minutes

there's a more detailed map of the town centre bus stops on the back pages

buses from Martlesham Park & Ride towards the town centre

| | | |
|-------------------------------|---------|---|
| Ipswich Hospital | 11 mins | |
| Major's Corner Ipswich Regent | 20 mins | approx. off-peak journey times |
| Tower Ramparts Bus Station | 22 mins | |
| Museum Street | 24 mins | |
| Princes Street Fire Station | 28 mins | |

Monday - Friday

0700
0715
0730
0745
0805
0825
0845
0900
0915
0930
0945

then
00
15
30
45
past
each
hour
until

1745
1805
1820
1840

Saturday

0720
0740
0800
0820
0840
0900
0915
0930
0945

then
00
15
30
45
past
each
hour
until

1800
1820
1840

returning from the town centre Revolution/Buttermarket Dogs Head St

| | | |
|------------------------|---------|-----------------------------|
| Ipswich Hospital | 11 mins | approx. journey times |
| Martlesham Park & Ride | 23 mins | |

Monday - Friday

0713
0733
0748
0806 B
0821 B
0836 B
0851 B
0908
0928
0943
0958

then
13
28
43
58
past
each
hour
until

1658

1713
1733
1748
1803
1818
1833
1848
1903
1922
1952
2022
2122
2207
2307

Saturday

0733
0753
0813
0833
0913
0928
0943
0958

then
13
28
43
58
past
each
hour
until

1858
1922
1952
2022
2122
2207
2307

B this journey operates to
BT Adastral Park before
returning to
Martlesham Park & Ride

these journeys are
operated by
service **66** buses

*max 2 adults

park&smile

with **High5** group tickets
for a day of family fun

£5 all day mTicket on bus
£5.50
£4 after 12 & Saturdays mTicket on bus
£4.50

up to 5 people* - all day

buses also leave from

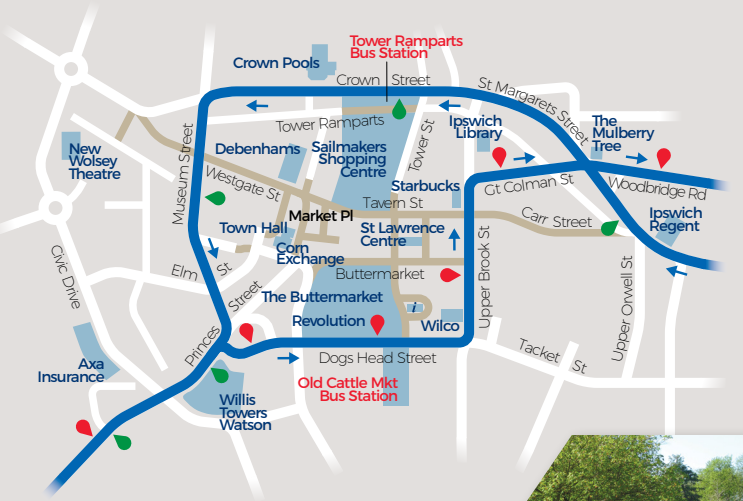
Public Sector Campus West End Rd
Willis Building Friars St
Upper Brook Street
Ipswich Hospital

about **5** mins earlier
about **2** mins earlier
about **1** mins later
about **11** mins later

find your town centre bus stop



Wherever your day in Ipswich takes you, there's sure to be a bus stop nearby to get you back to the car when you're done. They're all shown on the map below.



-  buses from London Road P&R and towards Martlesham P&R
-  buses from Martlesham P&R and towards London Road P&R



park&tap

check when your bus will arrive in real time with our **FREE First Bus App**



park&save



When you use park & ride for work, college or uni, or even for a regular trip to the shops, you'll save with one of our longer term tickets.

All the prices are shown in the table and below you'll find all the ways you can buy yours.

| buy on | mTicket | week | month | 10 day | annual | First Unlimited monthly cost* |
|----------------|---------|------------|------------|-------------------------|-------------|-------------------------------|
| Adult | | £13 | £45 | £25 | £450 | £43 |
| Young Person | | £9 | £32 | £17⁵⁰ | £320 | |
| on bus* | | • £4/£10 | • £49/£35 | | | |
| Travel Shop | | • £4/£10 | • £49/£35 | | • £470/£340 | |
| e-purse | | • £4/£10 | • £49/£35 | | | |
| Endeavour Card | | | | • £26/£18 | | |
| eticket | | | | | • £470/£340 | |

Week, month, or annual tickets are all valid for unlimited travel on park & ride buses, whenever you want.

Our '10 day' tickets are packs of ten day tickets, bought in advance and activated for a days' travel whenever you want to use them.



You'll find more information on all of our tickets, and how to buy them on our website - ipswichparkandride.co.uk

* when bought at the park & ride car parks only - see our website for details.



You can buy packs of 10 day tickets on Suffolk County Council's endeavour card.. you'll find a link on our website



save even more on park & ride when your employer joins our **Commuter Travel Club**.

Find out how to join for **FREE** today at firstgroup.com/ctclub





from **First Eastern Counties**

for more information



www.ipswichparkandride.co.uk



@parkrideipswich



Ipswich Travel Centre
in Old Cattle Market Bus Station
Monday - Friday 0830 - 1400 & 1450 - 1700



Traveline
www.traveline.info
0871 200 22 33

or to get in touch



Customer Services 0345 646 0707
Monday - Friday 0700-1900 Weekends 0900-1700



Contact us at
firstgroup.com/easterncounties

how was your journey?



take two minutes to tell us
at telfirstbus.com

working with



Suffolk
County Council